



SRT-N118

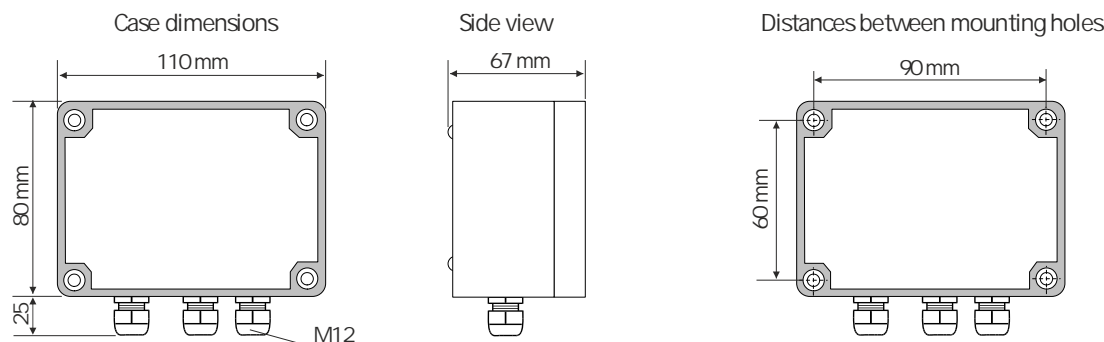
- temperature meter in wall-mounted IP 67 case
- input: thermoresistance or thermocouple
- 0 or 2 relay / OC outputs
- analogue output: active or passive, power supply output: 24V DC
- RS-485 / Modbus RTU
- automatic recognition of 3 and 4-conductor connection (RTD inputs)
- automatic compensation of TC cold ends temperature
- signal peak value detection

The SRT-N118 meter is designed for temperature measurements. The device is equipped with one resistance-type Pt100/500/1000 input or thermocouple input which can operate with K, S, J, T, N, R, B, and E type thermocouples. The inputs feature with fully linearized characteristics. Thanks to the tight housing with high (IP 67) protection degree, this device is particularly suitable for operations in harsh environments. The 24V DC / 100mA output is designed to supply measuring transducers, and the RS-485 port enables data transmission in production process monitoring systems. The relay / OC control outputs can adjust the level of measured signal and are controlled according to one or two threshold values. Moreover, the meter can be equipped with analogue outputs, according to the customer selection: active current output, passive isolated current output or active voltage output. The meter may be configured with no need to open the case, by using the remote controller SIR-25.

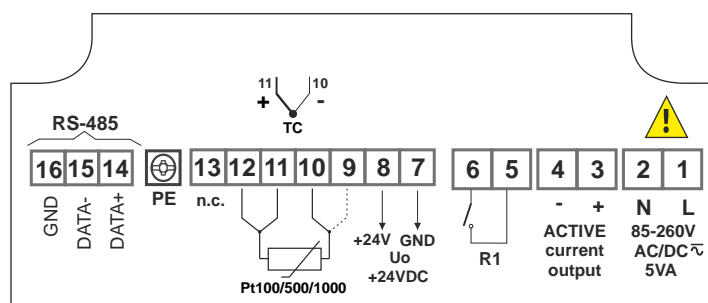
TECHNICAL DATA

Power supply	19V ÷ 50V DC; 16V ÷ 35V AC or 85 ÷ 260V AC/DC or 12V AC/DC, all separated
Power consumption	for 12V AC/DC, 85 ÷ 260V AC/DC and 16V ÷ 35V AC power supply: max. 5 VA; for 19V ÷ 50V DC power supply: max. 57 W
Display	LED, 4 x 20 mm high, red (green - on request), brightness adjustable in 8 steps
Displayed values	-999 ÷ 9999 + decimal point
Input	<u>thermoresistance</u> : Pt100, Pt500, Pt1000 (automatic recognition of 3 and 4-conductor connection, resistance compensation of connecting conductors 0 ÷ 20 Ω at any conductor); measuring range: -100°C ÷ 600°C; resolution: 0.1°C <u>thermocouple</u> : type K, S, J, T, N, R, B, E; measuring range: K: -200°C ÷ +1370°C; S: -50°C ÷ +1768°C; J: -210°C ÷ +1200°C; T: -200°C ÷ +400°C; N: -200°C ÷ +1300°C; R: -50°C ÷ +1768°C; B: +250°C ÷ +1820°C; E: -200°C ÷ +1000°C; resolution: 1°C, additional range -10 ÷ +90 mV
Accuracy	0.1% @ 25°C ± one digit
Stability	50 ppm/°C
Binary outputs	0 or 2 x relay (REL) I _{max} =5A, U _{max} =30VDC/250VAC (cosφ=1) or OC I _{max} =30mA, U _{max} =30VDC, P _{max} =100mW
Analogue output (available with 1 x relay or OC, see ordering)	<u>active current</u> : operating range 0/4-20 mA (max. 0-24 mA), load resistance 700 Ω max., resolution 13 bit <u>passive current</u> : isolated, operating range 4-20 mA (max. 2.8-24 mA), load resistance 600 Ω @ 24VDC, resolution 13 bit <u>active voltage</u> : operating range 0/1-5V, 0/2-10V (max. 0-11V), load resistance min. 2000 Ω, resolution 13 bit
Power supply output	24V DC +5%, -10% / max. 100 mA, stabilized
Communication interface	RS-485, 8N1 and 8N2, 1200 bit/s ÷ 115200 bit/s, Modbus RTU (not galvanically isolated)
Operating temp.	0°C ÷ +50°C (standard), -20°C ÷ +50°C (option)
Storage temp.	-10°C ÷ +70°C (standard), -20°C ÷ +70°C (depending on option)
Protection class	IP 67
Case	wall mounting; material: ABS + PC or 100% PC
Glands	M12, cable diameter 3 ÷ 6,5 mm
Dimensions (WxHxD)	without glands: 110 x 80 x 67 mm; with glands: 110 x 105 x 67 mm
Weight	max. 350 g

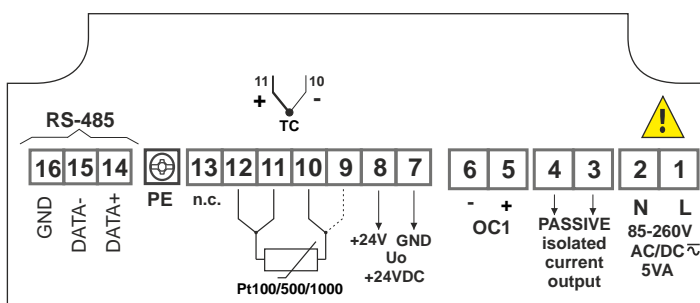
DIMENSIONS



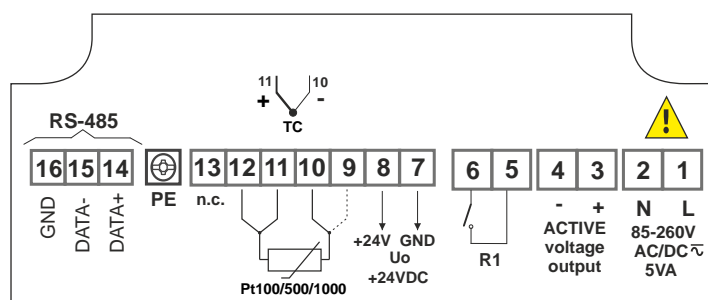
EXAMPLARY PIN ASSIGNMENTS



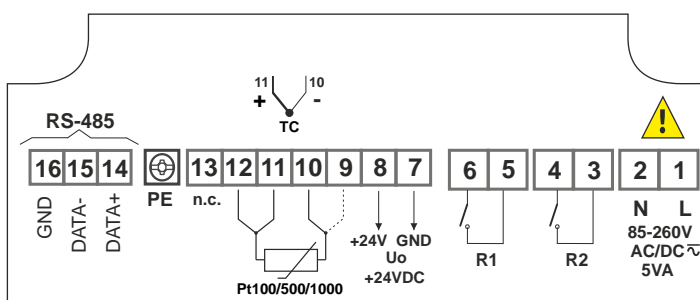
version with 1 x REL and 1 x AO 0/4-20mA, active



version with 1 x OC and 1 x AO 4-20mA, passive



version with 1 x REL and 1 x AO 0/1-5V, 0/2-10V, active



version with 2 x REL

ORDERING

SRT-N118-1XXX-1-X-XX1

type of input:

3: thermoresistance
A: thermocouple

options:

00: no options
03: green colour LED display
08: operating temp. -20°C ÷ +50°C
0L: green colour LED display + operating temp. -20°C ÷ +50°C

type of outputs:

00: no output
21: 2 x REL
22: 2 x OC
23: 1 x REL + 1 x AO (0/4-20mA, active, non-isolated)
24: 1 x OC + 1 x AO (0/4-20mA, active, non-isolated)
29: 1 x REL + 1 x AO (4-20mA, passive, isolated)
2A: 1 x OC + 1 x AO (4-20mA, passive, isolated)
2B: 1 x REL + 1 x AO (0/1-5V, 0/2-10V, active, non-isolated)
2C: 1 x OC + 1 x AO (0/1-5V, 0/2-10V, active, non-isolated)

power supply:

3: 24V AC/DC
4: 85V ÷ 260V AC/DC
5: 12V AC/DC



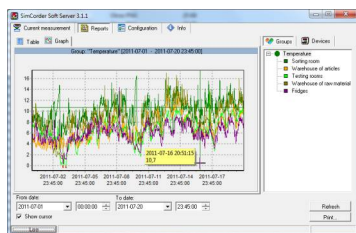
REMOTE CONTROLLER



The SIR-25 infraRed remote control may be used as external programming keyboard for all SIMEX devices equipped with IR receivers and remote programming functions. Pressing of any local IR controller key, causes transmission of it's code to the device. The remote control features a five-button keyboard, including the F/ /RESET function button dedicated to the operation of the devices in the following group: counters, flowmeters, and tachometers. Functions of particular keys depend on devices features.

Power supply voltage: 3V DC - 1 lithium battery CR2032 type
Operation range: from 0,5 to 5 m (depend on programmed device features)

SOFTWARE



SimCorder Soft is a visualisation application created to facilitate work with advanced networks of the SIMEX devices, for acquisition, visualisation, reporting, archiving, exporting and printing of measurement data from all network devices. You can download measurements from the devices automatically or on demand. There is a possibility of immediate notification about emergency states via SMS or e-mail, which will often allow to quickly resolve an arising problem while avoiding long and expensive stoppages. You can view the measurement data, emergency states and configuration via the internet at every time.

CONVERTERS



The SRS-U4 converter is designed to connect a USB host to slave devices equipped with RS-485 interface. The PC with special software can be used as a host. The SRS-U4 unit guarantees full galvanic isolation between USB and RS-485 circuits. The converter can work with any devices equipped with RS-485 interface and contains integrated circuit which supports USB 1.1 and USB 2.0 standards. The main purpose is connection of PC host computer with industrial data acquisition and visualisation systems based on RS-485 interface.

The SRS-U4 can be also manufactured with DIN mounting adaptor.