

DMP 457



Pressure Transmitter for Shipbuilding and Offshore

Stainless Steel Sensor

accuracy according to EN IEC 62828-2:
standard: 0.35 % span
option: 0.25 % span

Nominal pressure

from 0 ... 100 mbar up to 0 ... 600 bar

Output signals

2-wire: 4 ... 20 mA
others on request

Special characteristics

- ▶ LR-certificate (Lloyd's Register)
- ▶ DNV-approval (Det Norske Veritas)
- ▶ ABS-certificate (American Bureau of Shipping)
- ▶ CCS-certificate (China Classification Society)
- ▶ flush pressure port
G 1/2" from 100 mbar
- ▶ excellent thermal behaviour






Optional versions

- ▶ IS-version
Ex ia = intrinsically safe for gases and dusts
- ▶ welded pressure port

The pressure transmitter DMP 457 has been especially designed for rough conditions occurring especially in shipbuilding and offshore applications. All gaseous and liquid media, which are compatible with stainless steel 1.4404 (316L) respectively can be used.

Sensor element is a piezoresistive stainless steel sensor with high accuracy and excellent long-term stability. In order to meet the special requirements for shipbuilding and offshore applications extensive tests had to be passed to get the Lloyd's Register (LR), Det Norske Veritas (DNV) and China Classification Society (CCS) approvals.

Preferred areas of use are

-  Diesel engines, drives
-  Compressors, pumps
-  Boiler
-  Hydraulic and pneumatic control systems
-  Fuel and oil



DMP 457

Shipbuilding and Offshore

Technical Data

Input pressure range ¹													
Nominal pressure gauge	[bar]	-1 ... 0	0.10	0.16	0.25	0.40	0.60	1	1.6	2.5	4	6	
Nominal pressure abs.	[bar]	-	-	-	-	0.40	0.60	1	1.6	2.5	4	6	
Level gauge / abs.	[mH ₂ O]	-	1	1.6	2.5	4	6	10	16	25	40	60	
Overpressure	[bar]	5	0.5	1	1	2	5	5	10	10	20	40	
Burst pressure ≥	[bar]	7.5	1.5	1.5	1.5	3	7.5	7.5	15	15	25	50	
Nominal pressure gauge	[bar]	10	16	25	40	60	100	160	250	400	600		
Nominal pressure abs.	[bar]	10	16	25	40	60	100	160	250	400	600		
Level gauge / abs.	[mH ₂ O]	100	160	250	400	-	-	-	-	-	-	-	
Overpressure	[bar]	40	80	80	105	210	600	600	1000	1000	1000		
Burst pressure ≥	[bar]	50	120	120	210	420	1000	1000	1250	-	-		
Vacuum resistance		P _N ≥ 1 bar: unlimited vacuum resistance						P _N < 1 bar: on request					
¹ from 60 bar: measurement starts with ambient pressure													
Output signal / Supply													
Standard		2-wire: 4 ... 20 mA / V _S = 8 ... 32 V _{DC}											
Option IS-protection		2-wire: 4 ... 20 mA / V _S = 10 ... 28 V _{DC}											
Performance													
Accuracy ²		standard: nominal pressure < 0.4 bar: ≤ ± 0.5 % span nominal pressure ≥ 0.4 bar: ≤ ± 0.35 % span option: nominal pressure ≥ 0.4 bar: ≤ ± 0.25 % span											
Permissible load		R _{max} = [(V _S - V _{S min}) / 0.02 A] Ω											
Influence effects		supply: 0.05 % span / 10 V						load: 0.05 % span / kΩ					
Long term stability		≤ ± 0.1 % span / year by reference conditions											
Response time		< 10 msec											
² accuracy according to EN IEC 62828-2- limit point adjustment (non-linearity, hysteresis, repeatability)													
Thermal effects (Offset and Span) / Permissible temperatures													
Nominal pressure P _N	[bar]	-1 ... 0						< 0.4			≥ 0.40		
Tolerance band	[% span]	≤ ± 0.75						≤ ± 1			≤ ± 0.75		
in compensated range	[°C]	-20 ... 85						0 ... 70			-20 ... 85		
Permissible temperatures		medium: -40 ... 125°C			electronics / environment: -40 ... 85°C			storage: -40 ... 100°C					
Electrical protection													
Short-circuit protection		permanent											
Reverse polarity protection		no damage, but also no function											
Electromagnetic compatibility		emission and immunity according to: - EN 61326						- DNV (Det Norske Veritas)					
Mechanical stability													
Vibration		4 g (according to DNV: class B, curve 2 / basis: IEC 60068-2-6)											
Materials													
Pressure port		stainless steel 1.4404 (316L)											
Housing		standard: stainless steel 1.4404 (316L) option field housing: stainless steel 1.4404 (316L), with cable gland											
Cable sheath		TPE -U (flame-resistant, halogen free, increased resistance against oil and gasoline, resistant against salt, sea water, heavy oil)											
Seals (media wetted)		standard: FKM option: welded version ³ others on request											
Diaphragm		stainless steel 1.4435 (316L)											
Media wetted parts		pressure port, seals, diaphragm											
³ welded version only with pressure ports according to EN 837; possible for nominal pressure ranges P _N ≤ 40 bar													
Lloyd's Register (for p _N ≤ 160 bar)		EMV1, EMV2, EMV3, EMV4						number of certificate: 13/20055					
Det Norske Veritas (DNV)		temperature: D						number of certificate: TAA00001GR					
		humidity: B											
		vibration: B											
		electromagnetic compatibility: B											
		enclosure: D											
Explosion protection													
Approvals		IBExU 10 ATEX 1122 X / IECEx IBE 13.0051X											
DX9-DMP 457		zone 0: II 1G Ex ia IIB T4 Ga zone 20: II 1D Ex ia IIIC T135°C Da											
Safety technical maximum values		U _i = 28 V, I _i = 93 mA, P _i = 660 mW, L _i ≈ 0 μH with field housing: C _i = 105 nF with cable outlet: C _i = 84.7 nF with ISO 4400: C _i = 62.2 nF the supply connections have an inner capacity of max. 90 nF (140 nF with field housing) to the housing											
Permissible temperatures for environment		in zone 0: -20 ... 60 °C with p _{atm} 0.8 bar up to 1.1 bar in zone 1 or higher: -40/-20 ... 70 °C (lower temperature limit depends on the type of cable used)											
Connecting cables (by factory)		cable capacitance: signal line/shield also signal line/signal line: 160 pF/m cable inductance: signal line/shield also signal line/signal line: 1 μH/m											

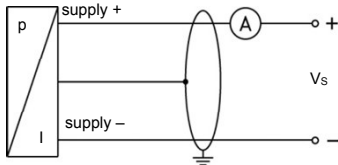
Miscellaneous	
Current consumption	max. 25 mA
Weight	approx. 140 g (with ISO 4400)
Installation position	any ⁴
Operational life	100 million load cycles
CE-conformity	EMC Directive: 2014/30/EU Pressure Equipment Directive: 2014/68/EU (module A) ⁵
ATEX Directive	2014/34/EU

⁴ Pressure transmitters are calibrated in a vertical position with the pressure connection down. If this position is changed on installation there can be slight deviations in the zero point for pressure ranges $P_N \leq 1$ bar.

⁵ This directive is only valid for devices with maximum permissible overpressure > 200 bar

Wiring diagram

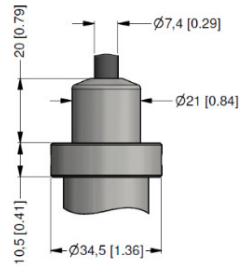
2-wire-system (current)



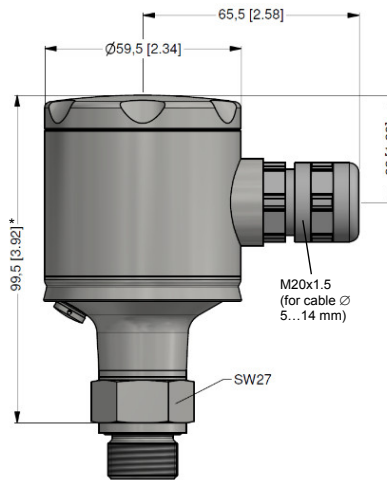
Pin configuration

Electrical connection	ISO 4400	field housing (clamp section: 2.5 mm ²)	cable colours (IEC 60757)
Supply +	1	Vs +	WH (white)
Supply -	2	Vs -	BN (brown)
Shield	ground pin		GNYE (green-yellow)


Electrical connections ⁶ (dimensions in mm)



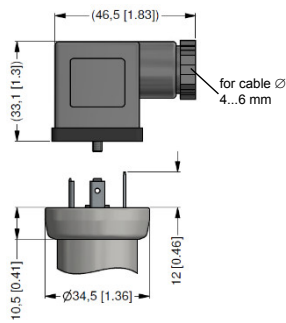
cable outlet ^{7.8}
(IP 68)



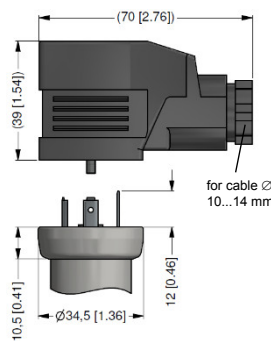
universal field housing
(IP 67)



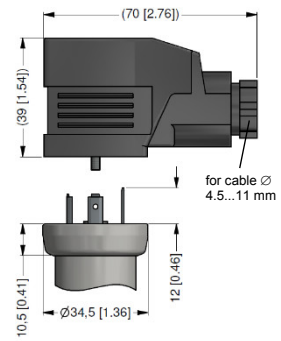
submersible version ⁸
(IP 68)



ISO 4400 - Code G10
(IP 65)



ISO 4400 - Code G00
(IP 65)



ISO 4400 - Code G01
(IP 65)

⁶ Generally shielded cable has to be used! Cable versions are delivered with shielded cable. For ISO 4400 the use of shielded cable is compulsory.

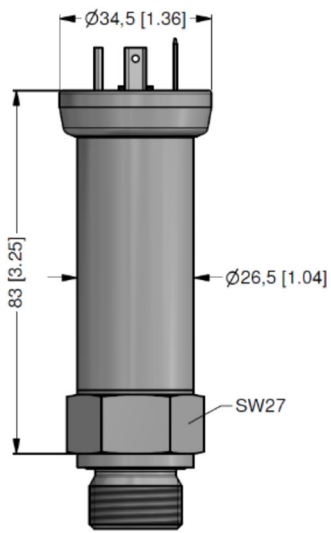
⁷ tested at 4 bar or 40 mH₂O for 24 hours

⁸ shielded cable with integrated air tube for atmospheric reference (for nominal pressure ranges absolute, the air tube is closed); different lengths available

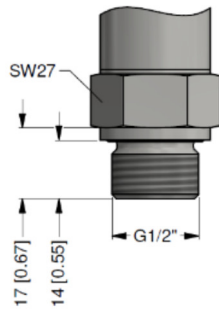
* total lengths increase by 9 mm for pN ≥ 100 bar with the optional accuracy ≤ ± 0.25 % span

Mechanical connection (dimensions in mm)

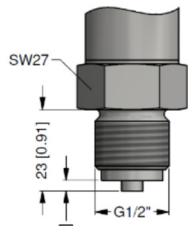
Standard



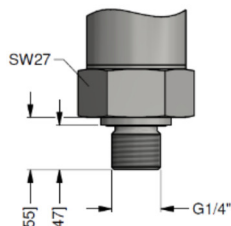
G1/2" DIN 3852



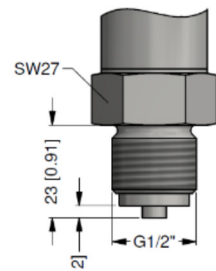
Option



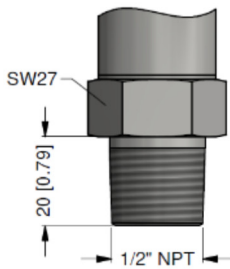
G1/2" EN 837



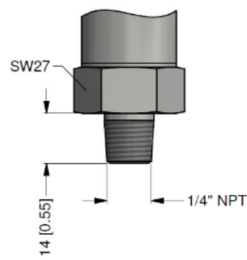
G1/4" DIN 3852



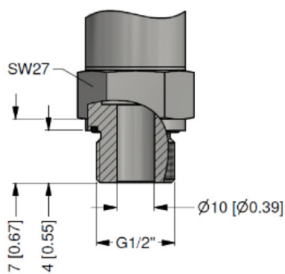
G1/4" EN 837



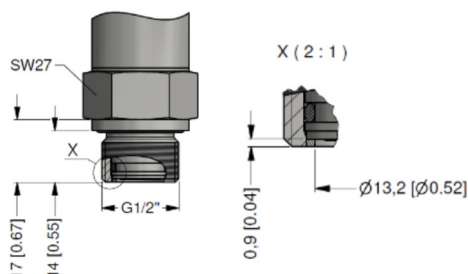
1/2" NPT



1/4" NPT



G1/2" flush DIN 3852
(up to 40 bar)



G1/2" open port DIN 3852
(up to 40 bar)

DMP 457

Shipbuilding and Offshore

Technical Data

The manufacturer provides the EU declaration of conformity.

Calibration - All production undergoes output control, which is performed by comparison with standards. The traceability of standards and working gauges is ensured in accordance with Act No. 505/1990, as amended, on metrology.

The manufacturer offers the possibility to supply sensors calibrated in the calibration laboratory of BD SENSORS, accredited according to ČSN EN ISO / IEC 17025: 2018.

© 2019 BD SENSORS s.r.o. – The specifications given in this document represent the state of engineering at the time of publishing. We reserve the right to make modifications to the specifications and materials.

Ordering code DMP 457

9.12.2020

DMP 457

			-				-		-			-			-	0	-	0	-			
--	--	--	---	--	--	--	---	--	---	--	--	---	--	--	---	---	---	---	---	--	--	--

Pressure																					
Gauge ¹		6	0	0																	
Absolute (P _N > 0,4 bar)		6	0	1																	
Measured value in m H2O gauge ¹		6	0	2																	
Measured value in m H2O absolute (P _N > 0,4 bar)		6	0	3																	
Input	[mH ₂ O]	[bar]																			
	0 ... 1	0 ... 0,1 (P _N > 0,4 bar)	1	0	0	0															
	0 ... 1,6	0 ... 0,16 (P _N > 0,4 bar)	1	6	0	0															
	0 ... 2,5	0 ... 0,25 (P _N > 0,4 bar)	2	5	0	0															
	0 ... 4	0 ... 0,4	4	0	0	0															
	0 ... 6	0 ... 0,6	6	0	0	0															
	0 ... 10	0 ... 1	1	0	0	1															
	0 ... 16	0 ... 1,6	1	6	0	1															
	0 ... 25	0 ... 2,5	2	5	0	1															
	0 ... 40	0 ... 4	4	0	0	1															
	0 ... 60	0 ... 6	6	0	0	1															
	0 ... 100	0 ... 10	1	0	0	2															
	0 ... 160	0 ... 16	1	6	0	2															
	0 ... 250	0 ... 25	2	0	0	2															
	0 ... 400	0 ... 40	4	0	0	2															
		0 ... 60	6	0	0	2															
		0 ... 100	1	0	0	3															
		0 ... 160	1	6	0	3															
		0 ... 250	2	5	0	3															
		0 ... 400	4	0	0	3															
		0 ... 600	6	0	0	3															
		- 1... 0	X	1	0	2															
Customer			9	9	9	9															
Customer - underpressure			X	X	X	X															
Output																					
4 ... 20 mA / 2-wire												1									
Intrinsic safety 4 ... 20 mA / 2-wire												E									
Customer												9									
Accuracy																					
0,5 % (P _N < 0,4 bar)													5								
0,35 % (P _N ≥ 0,4 bar)													3								
0,25 % (P _N ≥ 0,4 bar)													2								
Customer													9								
Electrical connection																					
ISO 4400 (for cable Ø 4...6 mm)														G	1	0					
ISO 4400 GL (for cable Ø 10...14 mm, GL approbated)														G	0	0					
ISO 4400 GL (for cable Ø 4,5...11 mm, GL approbated)														G	0	1					
Cable outlet, cable with ventilation tube (IP68) ² + TPE-U cable / 1 m														T	R	3					
Field housing stainless steel, cable gland M 20 x 1,5 (IP 67)														8	8	0					
Customer														9	9	9					



BD SENSORS s.r.o.
Hradištská 817
CZ – 687 08 Buchlovice

Tel.: +420 572 411 011
Fax: +420 572 411 497

www.bdsensors.cz
info@bdsensors.cz



The company BD SENSORS s.r.o. is certified by TÜV SÜD Czech according to the standard ISO 9001.

Mechanical connection			
G 1/2" DIN 3852	1	0	0
G 1/2" EN 837	2	0	0
G 1/4" DIN 3852	3	0	0
G 1/4" EN 837	4	0	0
G 1/2" DIN 3852 with flush sensor; pressure port only ($P_N \leq 40$ bar)	F	0	0
G 1/2" DIN 3852 open pressure port ($P_N \leq 40$ bar)	H	0	0
1/2" NPT	N	0	0
1/4" NPT	N	4	0
Customer	9	9	9
Seals			
Viton (FKM)		1	
Without seals - welded (only with EN 837) ³		2	
Customer		9	
Special version			
Standard			0 0 0
Customer			9 9 9

0,-...without additional charge

On request...in accordance with the producer

Surcharges for calibration are not subject to any discounts. Subject to change. □

This document contains the specification for ordering the product; detailed technical parameters of the product and its possible variants are given in the data sheet.

BD SENSORS reserves the right to change sensor specifications without further notice.

1 from 60 bar: measurement starts with ambient pressure

2 shielded TPE-U-cable with ventilation tube available in different lengths

3 welded version only with pressure ports according to EN 837; possible with pressure ranges $P_N \leq 40$ bar



BD SENSORS s.r.o.
Hradištská 817
CZ – 687 08 Buchlovice

Tel.: +420 572 411 011
Fax: +420 572 411 497

www.bdsensors.cz
info@bdsensors.cz

The company BD SENSORS s.r.o. is certified by TÜV SÜD Czech according to the standard ISO 9001.

